


THE MOST ATTRACTIVE RETAINING WALL IN THE WORLD™



HERITAGEBLOCK.COM





SANTA FE



DESERT MOUNTAIN



ROCKY MOUNTAIN

Introducing "The most attractive retaining wall block in the world." Traditionally, segmented retaining wall block products have only been offered in split-face or tumbled looks, which are institutional in appearance. Heritage Block is pleased to introduce an authentic and realistic retaining wall block that appears to be natural dry-stack stone available in six distinct colors.

Retaining walls have always been a fundamental part of the landscape design process. Billions of dollars are spent each year designing and installing retaining walls to fit the aesthetic desired by architects, home owners and contractors. In the past, finding a block that will give you a unique appearance - yet provide a structurally sound wall - has been almost impossible. Now, retaining walls don't have to sacrifice great looks for high performance. Heritage Block combines the desirable look of natural stone with the advantages of solid performance.

**THE WALL SYSTEM IS COMPOSED OF 5 DIFFERENT COMPONENTS**

1. Single-Sided 16"
2. Single-Sided 24"
3. Double-Sided 24"
4. Triple-Sided 24"
5. Cap Stone



BLUE RIDGE




ROCKY MOUNTAIN



DESERT MOUNTAIN



SANTA FE



TEXAS CREAM




DRIFTWOOD



BLUE RIDGE

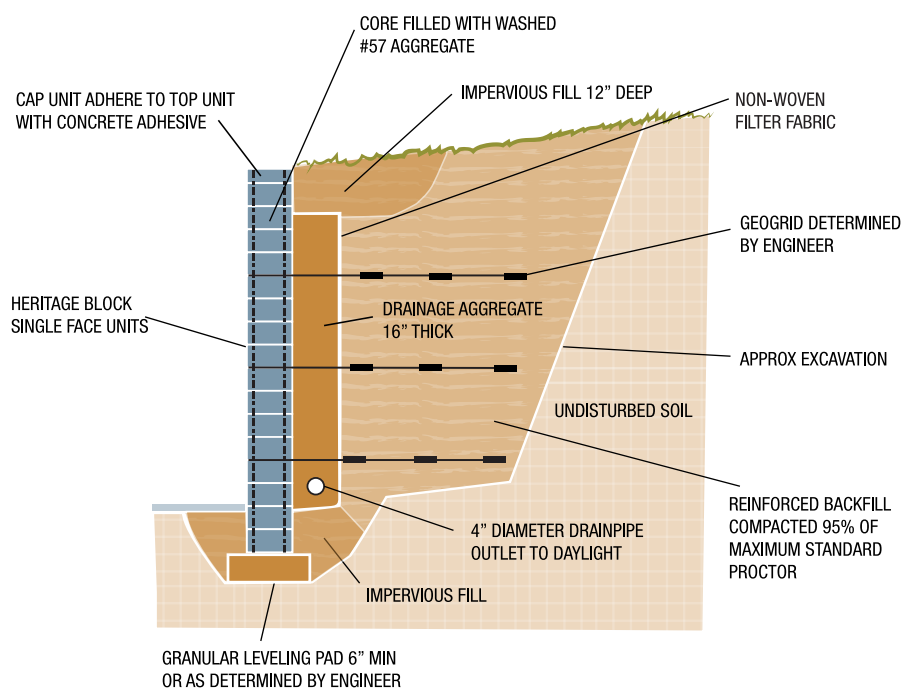
## WALL INSTALLATION INSTRUCTIONS

- 1** Excavate leveling pad (minimum 32" wide) and compact sub-grade to at least 95% Standard Proctor.
- 2** Place ABC or "crush and run" into excavated trench and compact in lifts to required thickness.
- 3** Install one (or more) courses of block below finished grade in alternating pattern (ex. 16" - 24" - 16" etc.). Be sure to level in both directions and stagger your vertical seams.
- 4** Fill backside with impervious fill and compact up to lower finish grade.
- 5** Install and outlet a 4" socked drain pipe on backside of wall and encase with washed #57 drainage aggregate 16" deep. Drain should extend to daylight and/or through wall.
- 6** Continue laying wall blocks and install geogrid as recommended.
- 7** Core fill wall blocks and continue drainage pocket with washed #57 drainage aggregate.
- 8** Compact backfill over geogrid.
- 9** Continue to desired height and install cap with weather rated concrete adhesive.



Quick and Stable Core Fill System

Proper base preparation is one of the most critical elements of retaining wall construction; the wall is only as stable as the foundation it is built on. If sub-base soils are deemed unstable, contact a qualified geotechnical engineer for remediation. Heritage Block also recommends checking your local building codes recommendations and regulations regarding all wall construction.



# WALL BLOCK ACCESSORIES



## GARDEN BLOCK

The Heritage Garden Block is a great complement to Heritage Block and makes for an attractive border around trees, flowerbeds and other natural areas. Available in our six distinct colors, the Garden Block is a solid block with the same stone textured face as Heritage Block and is intended as a decorative border. Typically built 3-4 courses high, the Garden Block is not intended to be backfilled, or designed as a retaining wall.

## ROUND AND SQUARE HERITAGE FIRE PIT KITS

The Heritage Fire Pit Kit comes with everything needed to single-handedly build your own backyard focal point within an hour. The kit is available in Heritage Block's six striking shades: Desert Mountain, Rocky Mountain, Blue Ridge, Santa Fe, Texas Cream and Driftwood. Each kit contains installation instructions and the appropriate blocks to do the job. Not included, but essential to the completion of the fire pit, is a tube of weather resistant concrete adhesive and a 1/4-yard of washed gravel. Get the Heritage Fire Pit Kit and add splendor to your backyard space!



## COLUMNS

**NORTH CAROLINA**  
409 Northbrook Dr.  
Youngsville, NC 27596

CALL 919-562-5008 | FAX: 919-562-0484



## SITTING WALLS

**KANSAS**  
550 E. 56 Hwy, Suite B  
Olathe, KS 66061

CALL 913-254-9300 | FAX 913-254-9301